



PRAIRIE GRASS • TURFGRASS

STOCK SEED FARMS

AND WILD FLOWER SEED

2024

Greetings From the Prairie!

Welcome to the 2024 Stock Seed Farms Catalog! This catalog is not only a marketing tool, but also a valuable guide for planting seeds in the upcoming season. Our goal is to empower you with the knowledge and tools needed to create a successful stand.

Whether you are a seasoned farmer or a novice gardener, Stock Seed Farms offers a diverse range of high-quality seeds to suit your needs. As you browse through our catalog, we want to thank you for choosing Stock Seed Farms as your trusted partner in planting success. Once again, in this catalog, you will find the best photos from the 2023 season. Below we have listed the top 3 entries, voted on by our employees here at the farm.

A Painted Lady sips nectar from Aster blooms captured by Jackson Mahaney, the First-Place winner of our 2023 Photo Contest - featured on the front cover of this year's catalog. The Second-Place winner of our photo contest, Lisa Starkweather, shared a pair of crowd favorites on page 2 - a Monarch Butterfly perched among Purple Coneflowers. On page 10 you will find our Third-Place winner, Denny Russell presents the unique beauty of frost-covered native grasses. We want to thank all the participants who shared their prairie with us and we can't wait to see what you all share this year!

Contact Us:

prairie@stockseed.com
800-759-1520
402-867-3771
Fax: 402-867-2442
28008 Mill Road
Murdock, Nebraska 68407

Store Hours:

Monday-Friday:
8:00am - 5:00pm
Saturdays: Open Seasonally
*Closed Sundays & all
major Holidays*
***Online store open 24/7**



Photo Credit: Lisa Starkweather, 2nd Place Photo Contest Winner

Table of Contents

Greetings from the Prairie	2
Understanding Native Prairie	4
Getting Started	5
When & Where to Plant/Planting Preparation	6-7
Planting & Maintenance	8-10
Buffalograss	11-15
Native Grass Mixtures	16-17
Native Grasses	18-20
Pasture & Conservation Mixtures	21
Lawn & Turf Mixtures	22
Wildflower Mixtures	23-27
Native Wildflowers	28-34
Cover Crop Mixtures	35-36
Wildlife Mixtures	36
Wetland Species	37
Other Products	38-39
Naturalized Wildflowers	39

Mission Statement

The mission of Stock Seed Farms, Inc. is to continually produce high quality products that meet or exceed our customer expectations. To remain a profitable, competent and reliable team working together to improve our individual and collective skills and technical abilities to create a long-term competitive advantage in the marketplace, thereby benefiting our ultimate partners... Our Customers!

Placing an Order

Stock Seed Farms has three easy ways for you to order!

Online: Visit www.stockseed.com to view product information, pictures, and pricing. Our website offers fast, secure check-out for the products you want. Browse through our online catalog to find the seed that fits your goal and simply add it to the shopping cart.

Phone: You can place an order over the phone by calling us at 402-867-3771 or by using our toll-free number at 1-800-759-1520

In Person: Stop by our store! Business hours and location are available on the previous page.

What is PLS?

Our native grass seed is sold on a Pure Live Seed (PLS) basis. This refers to the amount of viable seeds in a given quantity of seed. With PLS, you only pay for the good seed, not the stems, leaves, or non-viable seed. The PLS prices are not to be confused with the lower Bulk pound prices that some seed dealers may quote you. All of our seed is lab-tested for purity and germination. We then use the formula below to calculate the percentage of pure live seed.

(Purity % x Germination %) / 100 = % PLS

Example: (98% Purity x 85% Germination) / 100 = 83.30% PLS

Therefore: 1 PLS lb / 0.833 = 1.2 lbs.

Ordering 1 PLS lb of seed in this case would get you 1.2 bulk lbs, but you are only charged for 1 PLS lb. It is our promise that you only pay for the seed that is tested to grow and nothing else!

Understanding Native Prairie

What are Warm and Cool Season Plants?

The majority of plants in our catalog are warm-season species, but the prairie maintains a population of cool-season plants as well.

Cool-season grasses start growing in early spring and continue while cool temperatures and rain prevail. They will go dormant in the hot summer months and begin to grow again in the cooler fall months if adequate moisture is available. Most cool-season grasses will turn brown in extremely hot, dry conditions. Native cool-season grasses can withstand this dormancy period, while some introduced cool-season species may die. Cool season grasses should be planted in early spring or late summer/early fall.

Warm-season grasses break winter dormancy and begin growing in mid-spring. They thrive in the summer months with high temperatures and reduced rainfall. Warm-season grasses use water and nutrients efficiently and they have an extensive root system that keeps them green and growing during periods of drought. Warm-season grasses go dormant after the first hard frost, but present a brilliant display of fall colors through the winter months making them valuable in any landscape.

Warm-season prairie grasses focus most of their energy on establishing a root system during the seeding year. They emerge as thin-needle-like shoots and produce little top growth at first. By the end of summer, they will have produced a small clump of grass and possibly a small seed head. It is not until the second or third year that they produce large amounts of top growth.

Inexperienced growers may become frustrated and feel they have failed the first year; however, it is likely they have a good stand! Check the stand in the fall for small clumps with a red or yellow cast. Patience must be part of a grower's tool-kit!



Warm season grass, Little Bluestem (right), growing alongside a cool-season turfgrass (left)

Getting Started

Start with a Plan

You have made the decision to go forward with a new seeding, or maybe you're thinking about renovating an old one, but aren't really sure where to start.

Here is a good place!

Gathering as much information as possible before you start will help determine any preparation, equipment, seed, and management that will be necessary for your project. We have created a list of things to consider before getting started. Once these questions have been answered, they will help us to be able to easily assist you online or over the phone with advice to get your project off the ground.

Things to Consider:

- Site location and size
- Altitude
- Desired plant height
- Grasses, flowers, or both
- Sunlight/Rainfall available
- Can it be watered?
- Drainage/Erosion problems
- Soil type and pH (soil testing)
- Seeding method (drilling, broadcast, or hydroseeding)
- Chemical applications (fertilizer, herbicide)
- What is the project budget?
- What are the project goals?
- When do you plan to seed?
- Site history (weed issues, past herbicide use, etc.)

Patience is a Virtue

In reconstructing a natural setting, it is important to remember that one cannot do in a single year that which took nature many lifetimes to create.

The first year can be somewhat frustrating because the visual picture one has in mind does not always happen. The long-lasting perennials sometimes take two or even three years to bloom. While a few perennials may bloom the first year, it is strongly recommended to include annuals to guarantee color the first year. Annual wildflowers can also be used to give extra bursts of color in any year!



We must stress that weed competition is the number one cause of failure. Taking weed control measures before planting is the best and easiest way to create an environment for successful establishment.

Patience will be rewarded by an array of colorful wildflowers that will be enjoyed for many years. The display of color will change from year to year as different environmental conditions change. Some plants will go dormant while others bloom actively, a testimony to the incredible durability of the native landscape.

When & Where to Plant

When to Plant

Grasses

Cool-season grasses (CSGs) should be planted in early spring or late summer/early fall. Their seeding should be timed to take advantage of cooler temperatures and ample rainfall.

Warm-season grasses (WSGs) should be planted in late spring for the best results. These grasses require soil temperatures around 60 degrees F to support germination. This usually happens between April 1-May 15, depending on your location.. Later planting dates allow for early season weed control and a clean seed bed prior to seeding. Dormant seedings should be done in late fall, after the soil is too cold to support germination. In the Midwest, a good safe date is after November 1.

In the Midwest, when there is adequate rainfall, or if irrigation is available; warm-season grasses can be established as late as August 1. These plants need at least 60 days of growth before frost to establish themselves enough to handle cold winter temperatures.

Dormant seeding of warm season grasses in late fall offers natural stratification in the soil over the winter and also reduces spring workload. The seeds will remain in the soil, dormant, until the temperature is right to germinate them in the spring. This method can often fail due to early spring weed competition. Controlling weeds in the fall before planting can help manage weeds, but any seeds in the ground will germinate in spring. A late spring planting allows for better weed control and thus, a higher rate of success.

Wildflowers

Wildflowers can germinate in somewhat cooler soils than WSGs, but Stock Seed Farms recommends planting them at similar times.

Annual wildflowers must be planted in spring; or in a late fall dormant seeding. These plants need to reseed themselves to ensure flowers the following year. Planting them too late in spring or summer may not allow the plants to mature and produce viable seeds.

Biennials (two year life span) can be planted in spring, late summer, or late fall. Again, late fall dormant seedings will work, but early spring weed competition can cause problems. A late spring planting with preceding weed control will give better results and less long-term management. Inter-seeding into established prairie grass stands can give inconsistent results. However, with the right equipment and timing; it can be accomplished.

Here are some guidelines to follow.


1. Established stands need to be thin enough to allow for new growth.
2. Plantings should be made early in spring, before grasses break dormancy and after old growth has been removed by burning, shredding, or raking.
3. Use a drill, preferably no-till, to inter-seed. This will best place the seeds in direct contact with the soil.

Where to Plant

Native plants are used in many applications for many different reasons. Their ability to adapt and survive extremely harsh conditions makes them a popular choice. Most plant species offered by Stock Seed Farms prefer full sun to partial shade in well-drained soils with a pH between 5.5-8. Levels outside this range will require amendments.

Native plants perform best in full sun, receiving at least 6-8 hours of sunlight per day. It is important that these plants get the proper sunlight during the growing period. As sunlight decreases, so does performance; however, each plant will perform differently in different conditions.

Seedbeds free of weeds and existing grasses will produce the best outcome when planting new seed. Little success is found when planting into old stands, even if they are dead. A no-till drill can be used to open a furrow and place the seed in direct contact with the soil at the correct depth.



Michele Fortney





Controlled Burning



Tillage



Raking

Planting Preparation

It is extremely important to eliminate any undesirable plants by either chemical or tillage treatments. Removing aggressive cool-season sod-forming grasses and other perennial weeds is necessary before planting prairie grasses and wildflowers. Several nonselective herbicides are available to this, with Round-Up being the most popular and least toxic. Always refer to product labels for proper usage of any chemical.

Planning and working a year ahead allows the best chance to control these problem species as it may take multiple herbicide applications to eliminate them. Eliminating cool-season sod forming grasses is best accomplished with a fall herbicide application, followed by additional treatments in early spring if necessary. If unwanted plants are not properly controlled, they can still invade the new planting in future years.

Repeated tillage is another option to control undesired plant species. In cases of cool-season, sod forming grasses it will take a full season of repeated tillage to get good control before planting. The first flushes of weeds in spring can be taken care of by light tilling once or twice to destroy growth before planting.

If planting with a no-till drill, dead thatch and plant material must first be removed by burning, raking or tillage. Getting seeds in direct contact with the soil may be the most important factor in successful native grass and wildflower seedings.

The use of starter fertilizer with slow-release nitrogen is recommended. Even though native plants are extremely efficient and do not require as much water or nutrients, having extra nutrients available to young seedlings will stimulate healthy root and vegetative growth. On disturbed sites around new construction or water/sewer lines it is very important to add soil amendments. This helps germinate the seeds and maintain strong seedling vigor. In areas that may pose difficulty during establishment, soil tests are recommended to reveal existing problems.

Planting Suggestions

Grasses

Prairie grasses are sun loving plants, but a few will tolerate partial shade. We have successfully planted shorter grasses such as Buffalograss, Blue Grama, and Sideoats Grama between Christmas trees, fruit trees, and vineyards. Because native grasses are very efficient users of water, they do not compete with trees like cool-season grasses. Taller grasses such as Big Bluestem, Indiangrass, and Switchgrass make great windbreaks, snow fences, and sound barriers. Any of these grasses can be planted alone or blended with each other.

Virginia Wildrye and Canada Wildrye are two midheight, native cool-season grasses that will handle shady conditions quite nicely. Hard Fescue and Chewings Fescue are both shorter bunch grasses that also thrive in shady areas.

Wildflowers

The majority of wildflowers bloom best in full sun to partial shade. Woodland types can flourish in shaded areas, but most need a certain amount of sunlight to flower. Wildflowers that are described to tolerate partial shade will do so, but it must be understood that plant height and bloom frequency will decrease with less sunlight.

Planting Prairie

Planting Prairie Grasses & Wildflowers

Many of the Native Warm-Season grass seeds are very light and fluffy. They are not flowable and will not work with most conventional seeders or drills. Large areas over one-half an acre are the easiest to plant with a native grass drill. These drills have special feeding mechanisms and agitators to evenly distribute the seeds. They are also capable of planting at a very uniform depth which is crucial. Easy-flow type fertilizer spreaders can also be used to distribute the seed.

Smaller areas can be broadcast seeded by hand. Mixing the seed with sand, sawdust, or vermiculite can add bulk to the seed making it easier to distribute evenly over the entire area. This is especially true with wildflowers. We suggest seeding one half of the seed over the entire area and then spread the other half in a second pass. This helps to ensure full coverage of the seedbed.

It is recommended to plant into a clean, firm seedbed that is free of clumps for optimum seed-to-soil contact. Loose soil dries out quickly at the surface compared to firm soil. Loose soil can also cause seeds to be planted too deep. A major cause of failed plantings is improper seeding depth. The correct planting depth of native grasses and wildflowers is $\frac{1}{4}$ to $\frac{1}{2}$ an inch deep. Wildflowers should be planted closer to $\frac{1}{4}$ inch deep. It is not uncommon for a few seeds to remain on the soil surface, this is a good indication of proper planting depth.

To help incorporate soil around the seed at the correct depth, most native grass drills have packer wheels or a culti-packer roller behind them to firm the soil after the seeds have been planted. When broadcasting, seed must be incorporated into the soil by a light dragging, raking, or harrowing after planting. Pulling a straight disc lightly over the area will also work.

After incorporating seed into the soil, the seedbed must be firmly packed to press the soil tightly against the seed.

A good measure of a firm seedbed is that when walking on it, one sinks in no more than $\frac{1}{2}$ inch. A straw mulch or erosion blanket can be used if it is not applied too thick. Native grasses and wildflowers require sunlight at emergence and may smother if mulch does not allow light to penetrate. Straw mulch and erosion blankets help to keep soil moist longer and protect against erosion.

Leftover seed should be stored in a cool, dry place, as heat and humidity can cause germination loss. Properly stored seed can be planted the following year with minimal loss in germination.



No-Till Native Grass Drill



Seed Agitators in Drill Box



Native Grass Broadcast Seeder

Erosion Control Blanket

Stock Seed Farms carries two sizes of Erosion Control Blankets to meet the needs of any size project. Use on slopes or banks subject to wind or water erosion.

Size 1: 8 ft x 112.5 ft roll (100 sq. yards)

Size 2: 16 ft x 112.5 ft roll (200 sq. yards)

Erosion Blanket Staples (1 staple per sq. yard)

Available for in-store pickup only.

**Check with local landscape supply stores in your area if Stock Seed Farms is not an option*

Prairie Maintenance

Care After Planting

All seeds need moisture to germinate. Wildflowers require more than grasses, but overwatering should be avoided. If possible, plantings should be kept moist during early stages of development. Light watering three or four times a week will ensure optimum germination. On large areas where irrigation is not possible, one or two timely rains will usually get things going. An extremely critical point for seedlings is about two weeks after emergence. If hot, dry conditions persist, supplemental watering will be beneficial.

Native plants can exist under extremely adverse conditions. Heat and drought are generally tolerated, but additional watering can enhance establishment and prolong bloom periods. However, over-watering can promote weeds and disease. Other than starter fertilizer, fertilizers are generally not required unless soils are extremely poor and low in organic matter. Too much fertilizer can cause plants to go vegetative at the expense of blooms and seed heads.

Plants that are utilized for pasture and grazing purposes will require annual applications of fertilizer base on soil tests to maintain productivity.

Weed Management

Weeds are often the greatest cause of poor native grass and wildflower plantings. They challenge the small seedlings in two ways. First, they take away all of the necessary water and nutrients. Second, they shade and smother small plants. Mowing or shredding often may be very important the first year to keep weeds from choking out the new seedlings.

When mowing, the blade should be kept high to let the desired plants continue uninterrupted growth while keeping weeds from going to seed. Once grasses reach the four-leaf stage, 2,4-D can be applied, but only to grass plantings. Do NOT use 2,4-D on wildflowers. Care must be taken to apply the labeled rates because small grass seedlings can be burned or set back by over-application, especially on warm days over 70 degrees F.



Shredding Weeds in a New Seeding



New Native Seeding

Prairie Maintenance

Long Term Management

Mowing or shredding can be done in late fall to eliminate dead material if desired; however, standing grasses will provide great beauty and valuable wildlife habitat if left over the winter. Any mowing or shredding in Spring should be done before grasses break dormancy (March-April).

As your prairie grass planting matures, weed problems will decrease. Perennial weeds may persist and may need to be controlled. This can be done by a properly selected herbicide or by hand weeding. Great care must be taken when hand weeding as small wildflower plants may be uprooted at the same time.

Another option for weed removal is a controlled burn. Spring burning (March-April) can help stimulate native grasses while controlling weeds, small trees, and cool-season grasses all at the same time.

We do not recommend burning until after the second or third year. Burning too late in the Spring can hurt native grasses and wildflowers; it should be done before the plants break dormancy.

Please, always observe local laws and obtain permits before burning your prairie!

Wildflower seedlings become much more competitive in the second and following years as more perennials develop. Commercial herbicides are available for over-the-top grass control on established flower stands. For more information, Consult your local garden store or county Extension office.

Ensure Reseeding

We suggest waiting to clear your wildflower garden until all the species have matured and dried down. This will allow for a higher rate of natural reseeding. This method of reseeding can benefit native grass stands as well.

It may require some patience on your part, since wildflowers can look rather unkempt during their final stages. On the other hand, these same plants take on a whole new look with a background of fallen snow. Dead plant material can be mowed in early spring to clean it up.



Credit: Denny Russell, 3rd Place Photo Contest Winner

Buffalograss

Buffalograss has become very popular as a low maintenance grass. It is a fine leaved, native prairie grass that has prospered on the Great Plains for centuries. Initially Buffalograss was used for pasture due to the low input requirements and vegetative production in summer months, but it didn't take long to realize the potential for this grass to be used as turf. Buffalograss has survived severe weather extremes and has evolved into a water efficient, sod forming grass with incredible durability and turf potential.



Holmes Golf Course Fairway- Lincoln, NE

Buffalograss has both male and female plants. The male plants demonstrate flag-like pollen heads above the grass while the females produce the seed near the base of the plant. As a warm-season grass, it breaks dormancy in spring 2-3 weeks after cool-season grasses such as Kentucky Bluegrass and Tall Fescue. It stays green all summer with little or no care and returns to dormancy at first frost; turning a beautiful buff color until the following spring.

In nature, Buffalograss germinates very slowly. Many times the seed can remain in the ground for over a year before starting to grow. Stock Seed Farms addresses this issue by priming our Buffalograss with Potassium Nitrate. This is a nontoxic process that breaks the seed's dormancy to allow germination in as little as 14 days. Color dyed seed designates this process.

Buffalograss spreads by "runners" or stolons across the soil surface like strawberry plants. Each stolon has several nodes along its length that shoot down roots to form a new plant and hold the runners in place close to the ground. With proper weed control and sufficient moisture these stolons can spread up to 5 inches within 50 days of planting. Buffalograss is not an aggressive pest that will take over existing vegetation. It will however, spread to bare areas or those with little competition.

Buffalograss is a sun loving prairie plant. We only recommend planting on sites that receive at least 6-8 hours of direct sunlight each day. The success of the planting will decrease as the amount of daily sun decreases. We do not recommend planting Buffalograss in areas of shade or in elevations above 5,000 ft. Buffalograss can be planted in most well drained soils. It does not perform well in coarse or sandy soils unless organic matter or compost is added to the site. It will not tolerate standing water for any length of time, and will not stand up to heavy traffic during its dormant period as it cannot repair itself. In areas of high rainfall and humidity, Buffalograss may lose out to more competitive plant species.



Male plants with Flag-like pollen heads



Female plants with Seed

Buffalograss

Establishment & Management Guide

to NaTurf Brand Buffalograss



Site Selection and Prep

- Grows best on well drained, non-sandy sites with 6-8 hours of sun under 5,000 ft. elevation. A soil pH between 6.0 – 7.5 is preferred.
- Prepare a firm, clean seedbed and roll or pack the soil so footprints sink no more than ½ inch deep.
- Use tillage only if necessary; a successful renovation can be achieved with aggressive vertical mowing (power raking).
- Use a turf 'starter' fertilizer at manufacturer's recommended rate.
- If pre-emergent herbicides have been used previously on the site, check the product label for restrictions on newly planted seed.

Planting the Seed

- Best results occur by placing seed (Fig. 1) in good contact with the soil at 0.25 to 0.50 inches deep. Plant no more than ½ inch deep, a small amount of seed on the surface is ok and is a good sign you have not planted too deep.
- Rake, drill or cover seed with best method available, then roll or pack to ensure excellent seed contact with the soil.
- Steps to renovation without tillage include:
 1. Sequential applications of glyphosate herbicide
 2. Mow or power rake in 2-3 directions to remove dead vegetation
 3. Bag or rake to remove debris
 4. Broadcast Buffalograss seed
 5. Vertical mow or power rake again, and finally
 6. Roll or pack.



Figure 1: Buffalograss Seed

- Buffalograss can be planted in a late fall dormant seeding, however, our most successful plantings occur in May and June North of I-70 or March and April South of I-70. Soil temperature must be 55° F and increasing for germination.
- On non-irrigated sites, place the seed at the 1/2 inch depth, early in the season for best results.
- Seeding Rate: 2-3 lbs/1,000 sq ft on residential or golf courses, 1-2 lbs/1,000 sq ft on industrial sites, and 3-4 lbs /1,000 sq ft for soil stabilization. Look for 0.5 -1.5 seeds per square inch.
- If irrigating at establishment, water every day the 1st week, every other day the 2nd week, and every 3rd day the 3rd week after soil temperature reaches approximately 50°F. Water to wet the top 0.5 inches and do not water to the point of runoff.

Establishment & Management Guide

to NaTurf Brand Buffalograss Cont.

Watering/Fertilizing/Mowing

- Water deeply and infrequently if necessary. Under normal conditions, an inch of water per month whether from rainfall or irrigation will sustain Buffalograss.
- Apply 1-3 lbs of actual N/1,000 sq ft per growing season to established Buffalograss in split applications. 1st application, 3 weeks after green-up and the second, 8 weeks later.
- Mow often during establishment at a height set to just remove the tips of the new Buffalograss leaves. This will encourage lateral spread (Fig.2) and reduce weed competition.
- Optimum mowing height of mature Buffalograss is 3.5 to 4.0 inches (Fig.3), but it can adapt to heights from 1.5 in. to not mowed, depending on desired appearance.
- Lower mowing heights require more frequent mowing and increased fertilizer and water needs.

Weed Management

- Mowing frequently just above the height of the Buffalograss the first 4 to 5 weeks will minimize weed competition and increase Buffalograss density.
- Avoid frequent watering, over fertilizing, and scalping.
- When used in accordance with the manufacturer's label, herbicides are safe and can be very effective. If you are inexperienced in the use of herbicides, contact a licensed applicator for assistance.
 - At seeding, Tenacity (mesotrione) can be applied.
 - Thirty days after emergence, any of these products can be used: Tenacity, Drive XLR8 (quinclorac), SquareOne (carfentrazone+quinclorac), or Solitare (sulfentrazone+quinclorac) (Fig. 4). Products with multiple active ingredients give a wider spectrum of control. Compare product labels with weeds present.
 - Pre-emergent herbicides for use on established Buffalograss include Specticle (indaziflam), Pendulum 3.3EC (pendimethalin), Dimension (dithiopyr), and Barricade 65WG (prodiamine).
 - Post-emergent herbicides for use on established Buffalograss include Drive XLR8 (quinclorac), SquareOne (carfentrazone+quinclorac), Solitare (sulfentrazone+quinclorac). Most products containing 2,4-D are currently not recommended due to potential Buffalograss injury and availability of safer options.



Figure 2: Stolons



Figure 2: 3.5 in. Mowing Height



Figure 4: Solitare Treated



Figure 5: Untreated Control

ALWAYS READ AND FOLLOW THE MANUFACTURER'S LABEL PRIOR TO USE OF ANY HERBICIDE.

Buffalograss

Herbicide Information

1st Year Control:

1. Round Up or other glyphosate herbicides can be used prior to seeding for existing weed/grass control. Check the product label for the waiting period before planting new seed.
2. Pre-emergent herbicides can be used the first year, but ONLY applied after Buffalograss emergence. This can be done to control weeds that germinate later in the season. Barricade (prodiamine) can be applied 60 days after spring seeding, Pendulum Aquacap (pendimethalin) can be applied 90 days after spring seeding.
3. Post-emergent herbicides can be used safely on first year Buffalograss. Apply at seeding with sequential applications throughout the season. Do not apply more than the maximum seasonal rate as specified by the product label.

Product	Weeds Controlled
ProductDrive XLR8 (quinclorac)	grassy weeds, broadleaves
Solitare (sulfentrazone+quinclorac)	grassy weeds, broadleaves, sedges
Quicksilver (carfentrazone)	broadleaves
Tenacity (mesotrione)	grassy weeds, broadleaves, sedges
Dismiss (sulfentrazone)	grassy weeds, broadleaves, sedges

Post-Establishment Control (After 1st Year):

1. Round Up or other glyphosate herbicides can be used in the early spring or late fall on FULLY dormant Buffalograss to control perennial cool season grasses/weeds. Applications made to actively growing Buffalograss may result in stand reduction.
2. Pre-emergent herbicides are strongly recommended on established Buffalograss stands. Best results are obtained with split applications for season long control. Do not apply more than the maximum seasonal rate as specified by the product label.

Barricade (prodiamine)
 Pendulum Aquacap (pendimethalin)
 Dimension (dithiopyr)
3. Post-emergent herbicides can be used safely on Buffalograss. Do not apply more than the maximum seasonal rate as specified by the product label.

Product	Weeds Controlled
ProductDrive XLR8 (quinclorac)	grassy weeds, broadleaves
Solitare (sulfentrazone+quinclorac)	grassy weeds, broadleaves, sedges
Quicksilver (carfentrazone)	broadleaves
Tenacity (mesotrione)	grassy weeds, broadleaves, sedges
Dismiss (sulfentrazone)	grassy weeds, broadleaves, sedges

THE ABOVE HERBICIDE RECOMENDATIONS ARE BASED ON TRIALS PERFORMED BY
THE UNIVERSITY OF NEBRASKA-LINCOLN TURF SCIENCE PROGRAM 2010-2013

Buffalograss



SUNDANCER

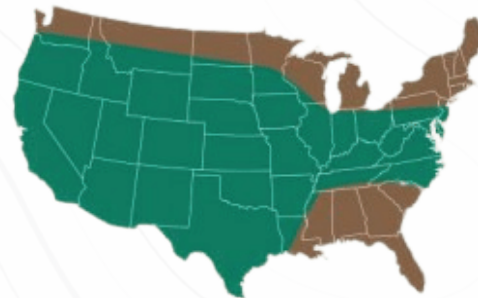


Height: 4-8 inches
Seeds/lb: 40,000
Seeding Rate: 2-3 lbs/1,000sq. ft

Developed through a cooperative effort between the Native Turf Group and University of Nebraska, Lincoln; Sundancer fills the demand for a warm season turf with accelerated establishment and superior turf quality from seed. Sundancer is widely adapted and has proven itself a PREMIUM turf, suited to a variety of diverse environments.

In a three year trial at locations in AZ, CO, KS, NE, NM, UT, VA, and WA; Sundancer Buffalograss ranked first in all categories. Side by side comparisons with other commercially available varieties showed Sundancer is a step above the rest while still retaining the core low-maintenance characteristics that make Buffalograss desirable:

- Faster Establishment from Seed
- Dark Green Color
- Disease & Insect Resistance
- Early Green Up & Fall Color Retention
- Enhanced Density & Fine Leaf Texture
- Broad Adaption
- Extreme Drought Tolerance
- Low Water & Nitrogen Usage
- Winter Hardiness
- Lateral Spread by Stolons
- Low Height & Growth Habit



Area of Adaptation for Sundancer Buffalograss

Sundancer should be planted in locations receiving at least 6-8 hours of direct sunlight each day. Clay based or heavy soils are preferred. Sandy soils may require amendments to aid establishment. Results may vary over 5,000 ft. elevations. See pages 12-14 of this catalog for more information on establishment and management of Turf-Type Buffalograss.



Height: 4-8 inches
Seeds/lb: 40,000
Seeding Rate: 2-3 lbs/1,000sq. ft

Cody™ Buffalograss has proven itself over the years as the standard to which all other Buffalograss varieties are measured. Cody is widely adapted, but has performed exceptionally well in the south and southwest United States.

Cody provides the establishment, density, and drought tolerance that makes Buffalograss so desirable. Roadsides, industrial sites, common areas, and medians are all great places to use Cody. 6-8 hours of daily sunlight is required and heavy or clay soils are preferred. Sandy soils may require amendments to aid establishment. Results may vary above 5000 ft. in elevation.

Developed by the Native Turf Group in cooperation with the University of Nebraska, Lincoln; Cody's performance has established itself as an economical, dependable warm-season turf grass.

Native Grass Mixtures

Prairie 3 Plus Grass Mixture



This mixture is an excellent choice of short and mid-height, warm-season prairie grasses that can be used for landscaping, wildlife habitat, erosion control, and especially seeding with wildflowers. the “Plus” stands for the small percentage of Buffalograss that is added to the mix.

Buffalograss is a non-aggressive, sod forming grass that will improve the rate and density of first year coverage as well as fill in bare spots in following years. The plants range in height from 1-3 feet with Buffalograss being the shortest, followed by Blue Grama, Sideoats Grama, and Little Bluestem. These four low maintenance grasses are adapted to a very wide range of soils and climatic conditions. Drought tolerance is a common characteristic of all these grasses. This mix will be green in color through the summer months before transitioning to purples, reds, and golden browns in the fall.

What’s Inside: Blue Grama, Buffalograss, Little Bluestem, Sideoats Grama

Height: 1-3 feet

Seeding Rate:
Broadcast - 1 PLS lbs/3,000 sq. ft.
Drilled - 8 PLS lbs/ac

Prairie 7 Grass Mixture



If recreating the elegance of the native tall grass prairies is your goal, this is the mix to do it! Enjoy nature’s beauty with this blend of three tall and four mid-height native grasses. This mix provides excellent habitat for all types of wildlife. It acts as a natural dust collector, sound barrier, and snow fence when planted next to roadways or living spaces. Its radiant red, gold, and purple colors add landscaping beauty throughout the fall and winter months.

What’s Inside: Big Bluestem, Indiangrass, Little Bluestem, Sideoats Grama, Switchgrass, Western Wheatgrass, Virginia Wildrye

Height: Up to 6 feet

Seeding Rate:
Broadcast - 1 PLS lbs/2,000 sq. ft.
Drilled - 10 PLS lbs/ac

Planting Tip:

Mix Native Grasses and Wildflowers for a show of color all season long!

Our Prairie 3 Plus Mixture goes well with most of our wildflower mixes. (Pages 23-27)

Prairie Partners Mixture



Buffalograss and Blue Grama are blended together in this mix. These perennial, native warm-season short grasses grow together on native prairies and can also grow together in your backyard! Both grasses have similar characteristics such as low, slow growth habits, minimal water and fertilizer requirements, and extreme drought tolerance.

Blue Grama will however, germinate faster and green up earlier in spring. Together, these two grasses make an attractive sod with increased density and offer an economical way to cover large, outlying areas. They work especially well on light or sandy soils. Blue Grama will appear slightly taller than Buffalograss when the mixture is unmowed.

What's Inside: Blue Grama, Buffalograss

Height: 6-12 inches

Seeding Rate:

Broadcast - 1-2 lbs/1,000 sq. ft.

Drilled - 20-30 lbs/ac

Sandy Site Mixture



We have put together this special blend to fill the need for soil stabilization and protection on sites with sandy soils that are susceptible to wind and water erosion. Included are both warm- and cool-season native grasses that perform in sandy soils. These grasses collect and hold blowing sediment and snow which is necessary for them to survive in dryer soil profiles with little organic matter.

We have included two options. One is a mid-height blend (up to 3 ft) and the other includes three taller grasses (up to 5ft). Plant these mixes in spring through early summer. Starter fertilizer and irrigation (if available) will help speed germination and establishment.

What's Inside:

MID - Blue Grama, Canada Wildrye, Little Bluestem, Sand Dropseed, Sand Lovegrass, Sheep Fescue, Sideoats Grama

TALL - Blue Grama, Canada Wildrye, Indian Ricegrass, Little Bluestem, Prairie Sandreed, Sand Bluestem, Sand Dropseed, Sand Lovegrass, Sheep Fescue, Sideoats Grama

Height:

MID - 1-3 feet

TALL - Up to 5 feet

Seeding Rate:

Broadcast - 15 PLS lbs/acre.

Drilled - 12 PLS lbs/acre

Native Grasses

Big Bluestem

Andropogon gerardii

Life Span: Perennial

Height: 4-6 ft

Varieties: Bison, Bonanza, Kaw, Pawnee, Rountree, Sunnyview

Seeds/lb: 165,000

Seeding Rate: Drilled - 10 PLS lbs/ac

Broadcast - 1 PLS lb/2,000 sq ft

Many people call this the “King” of native grasses because of the quality & quantity of forage produced by this giant. It is a warm season, sod-forming grass that is adapted to many soil types.

Alkaligrass

Puccinellia distans

Life Span: Perennial

Height: 6-24 in.

Seeds/lb: 1,200,000

Seeding Rate:

Drilled - 4 PLS lbs/ac

Broadcast -

1 PLS lb/4,000 sq ft

Cool-season, salt tolerant, bunchgrass

Blue Grama

Bouteloua gracilis

Life Span: Perennial

Height: 8-12 in.

Seeds/lb: 825,000

Seeding Rate:

Drilled - 4-5 PLS lbs/ac

Broadcast -

1 PLS lb/4,000 sq ft

Warm-season, bunchgrass, short growth-habit

Canada Wildrye

Elymus canadensis

Life Span: Perennial

Height: 3-4 ft.

Seeds/lb: 115,000

Seeding Rate:

Drilled - 10-12 PLS lbs/ac

Broadcast -

1 PLS lb/2,000 sq ft

Cool-season, bunchgrass, quick growth

Eastern Gamagrass

Tripsacum dactyloides

Life Span: Perennial

Height: 3-9 ft.

Seeds/lb: 6,000

Seeding Rate:

Drilled - 10-12 PLS lbs/ac

Broadcast -

1 PLS lb/2,000 sq ft

Warm-season, bunchgrass, winter-hardy



Indiangrass

Sorghastrum nutans

Life Span: Perennial

Height: 5-7 ft.

Seeds/lb: 175,000

Seeding Rate:

Drilled - 8-10 PLS lbs/ac

Broadcast -

1 PLS lb/2,000 sq ft

Warm-season, bunchgrass,
habitat & forage value



Little Bluestem

Schizachyrium scoparium

Life Span: Perennial

Height: 2-3 ft.

Seeds/lb: 260,000

Seeding Rate:

Drilled - 8 PLS lbs/ac

Broadcast -

1 PLS lb/3,000 sq ft

Warm-season, bunchgrass,
showy, habitat value



Prairie Dropseed

Sporobolus heterolepis

Life Span: Perennial

Height: 1-2 ft.

Seeds/lb: 240,000

Seeding Rate:

Drilled - 6 PLS lbs/ac

Broadcast -

1 PLS lb/5,000 sq ft

Warm-season, bunchgrass,
low-maintenance



Purple Top

Tridens flavus

Life Span: Perennial

Height: 2-5 ft.

Seeds/lb: 465,000

Seeding Rate:

Drilled - 10 PLS lbs/ac

Broadcast -

1 PLS lb/4,000sq ft

Warm-season, bunchgrass,
soil stabilizer



River Oats

Chasmanthium latifolium

Life Span: Perennial

Height: 2-3 ft.

Seeds/lb: 90,000

Seeding Rate:

Drilled - 10 PLS lbs/ac

Broadcast -

1 PLS lb/2,200 sq ft

Cool-season, bunchgrass,
flood-tolerant



Sand Bluestem

Andropogon hallii

Life Span: Perennial

Height: 4-5 ft.

Seeds/lb: 113,000

Seeding Rate:

Drilled - 16 PLS lbs/ac

Broadcast -

1 PLS lb/1,300 sq ft.

Warm-season, sod-
forming, sand tolerant



Sand Lovegrass

Eragrostis trichodes

Life Span: Perennial

Height: 10-12 in.

Seeds/lb: 1,300,000

Seeding Rate:

Drilled - 1.5-2 PLS lbs/ac

Broadcast -

1 PLS lb/15,000 sq ft

Warm-season, bunchgrass,
quick establishment



Sideoats Grama

Bouteloua curtipendula

Life Span: Perennial

Height: 12-18 in.

Seeds/lb: 191,000

Seeding Rate:

Drilled - 10 PLS lbs/ac

Broadcast -

1 PLS lb/2,200 sq ft

Warm-season, sod-
forming, drought tolerant



Switchgrass

Panicum virgatum

Life Span: Perennial

Height: 4-6 ft.

Seeds/lb: 389,000

Seeding Rate:

Drilled - 5 PLS lbs/ac

Broadcast -

1 PLS lb/4,200 sq ft

Warm-season, sod-forming, multi-purpose



Tall Dropseed

Sporobolus compositus

Life Span: Perennial

Height: 2-4 ft.

Seeds/lb: 759,000

Seeding Rate:

Drilled - 5 PLS lbs/ac

Broadcast -

1 PLS lb/4,000 sq ft

Warm-Season, drought-tolerant, bunchgrass



Virginia Wildrye

Elymus virginicus

Life Span: Perennial

Height: 2-3 ft.

Seeds/lb: 96,000

Seeding Rate:

Drilled - 12-15 PLS lbs/ac

Broadcast -

1 PLS lb/2,200 sq ft

Cool-season, bunchgrass, wide range of adaptation



Western Wheatgrass

Agropyron smithii

Life Span: Perennial

Height: 1-3 ft.

Seeds/lb: 110,000

Seeding Rate:

Drilled - 12-15 PLS lbs/ac

Broadcast -

1 PLS lb/1,800 sq ft

Cool-season, sod-forming, winter-hardy

Managing Warm and Cool Season Pasture Grasses

Warm Season vs. Cool Season Pasture

Because cool season grasses begin growth when temperatures are cooler and warm season grasses begin growth later in the season when temperatures are warmer, it is recommended to plant warm and cool season pastures separately. This also allows for rotational grazing, which can improve recovery rates of each pasture.

Cool Season Grasses will be ready for grazing in the spring, and again in the fall after a period of rest. Warm season grasses are most grazable in the summer months.

Utilizing Warm and Cool Season Pastures

By grazing cool and warm season grasses separately, it allows for a true re-growth period, reduces competition between plant species, maximizes dry-matter production, and allows plants to be grazed when they are most palatable and nutritious for livestock.

Overgrazing of pasture leads to weed problems, highly variable forage production/quality, and risk of erosion. When grass has been grazed down to 6-8 inches in height, it is time for the grazing animals to be moved to the next paddock or food source.

Good pasture management consists of constantly looking ahead. It can take anywhere from 20-40 days for a grazed pasture to recover. The time of year must also be taken into consideration. Plants may take more than 40 days to recover during periods of slow growth or low moisture. Using both cool and warm season pasture in a rotational grazing system allows for more diversity and options throughout the growing season, including a greater rest period and better yield for both types of plant species.

High Elevation Pasture Mix



What's Inside: Intermediate Wheatgrass, Meadow Bromegrass, Orchardgrass, Perennial Ryegrass, Slender Wheatgrass, Timothy

Height: Up to 3 feet (if not grazed or hayed)

Seeding Rate:
Broadcast - 24 lbs/ac
Drilled - 20 lbs/ac

This pasture mix includes 6 cool-season grasses that will provide excellent grazing in altitudes up to 9,000 feet. Annual rainfall of 12 inches per year or more is required for maximum forage production. Fertilizer is also needed annually to keep forage production high. The planting of this mixture should be timed to take advantage of cooler temperatures and rainfall.

Warm Season Pasture Mix



What's Inside: Bonanza Big Bluestem, Scout Indiangrass, Trailway Sideoats Grama

Height: Up to 6 feet (if not grazed or hayed)

Seeding Rate:
Broadcast - 1 PLS lb/2,000 sq ft
Drilled - 10-12 PLS lbs/ac

All Native


This mixture combines Bonanza Big Bluestem, Scout Indiangrass, and Trailway Sideoats Grama to offer the best possible hay and forage production in the heat of summer.

Increase animal rate of gain with the two newest releases in warm season pasture grasses. Bonanza and Scout have exceptional In Vitro Dry Matter Digestibility (IVDMD). Trailway is another palatable, high quality grass that aids in stand establishment. For best forage quality, graze or hay when seed head begin to appear. Letting this mix grow to maturity will decrease palatability and forage quality. With adequate moisture or irrigation, established stands can be grazed or cut early; then rested to provide additional forage in late summer.

Do not overgraze, as this can slow or stop root growth and promote weeds. The addition of 50 lbs/ac of nitrogen fertilizer annually in spring will help keep plants productive. Maximum production is achieved when used in a well-managed, rotational grazing program.

Pasture & Conservation

Cool Season Pasture Mix



What's Inside: Festulolium, Intermediate Wheatgrass, Orchardgrass, Pubescent Wheatgrass, Meadow Bromegrass, Smooth Bromegrass, Timothy

Height: Up to 3 feet (if not grazed or hayed)

Seeding Rate:
Broadcast - 18-20 lbs/ac
Drilled - 15 lbs/ac

This pasture mix works well for both cattle and horses. It is an economical mixture including 8 grass varieties with high yields and improved forage quality. These cool season grasses will produce best in spring and fall, with cool temperatures and adequate moisture.

Do not overgraze as this can slow or stop root growth. This will slow the recovery time of the grasses, and promote weeds. Maximum production will be achieved with a well-managed, rotational grazing program. Plant this mixture in early spring or late summer.

Conservation Mixture



What's Inside: Annual Ryegrass, Tall Fescue, Intermediate Wheatgrass, Oats, Orchardgrass, Smooth Bromegrass

Height: 1-3 feet

Seeding Rate: Drilled - 50 lbs/ac

Use this mix for FAST establishment in waterways or ditches; on banks, hillsides or other critical sites to control soil erosion. The mixture of 5 cool season grasses plus oats is perfect for quick germination and coverage with both bunch and sod forming grasses. In areas where high water flow is possible, erosion blanket is recommended as an extra measure to keep the seed and soil in place during establishment. Plant in early spring or late summer.

Lawn & Turf Mixtures

DefianceXRE - Turf Type Tall Fescue



Current Varieties:

Grande III Tall Fescue,
Trending Tall Fescue,
Turfway Tall Fescue

Seeding Rate:

Broadcast - 10 lbs/1,000 sq ft.

Many varieties of tall fescue have been developed for turf use. Growth is slower and leaves are finer textured than forage-type tall fescue. These turf-type tall fescues have become a popular

choice for a more drought-resistant, cool-season lawn. Maintains green appearance in dry periods without water longer than bluegrass or ryegrass. Irrigation in extended heat/drought will help prevent stand loss. Spring seeding preferred, but early fall seedings work also. Ideal for commercial landscape, sports fields, parks, golf roughs, and residential lawns.

Features

- Dark green color
- Medium fine texture
- Semi-dwarf growing habit
- Excellent disease resistance

Benefits

- Fast recovery from injury
- Superior wear resistance
- Better ability to recover from stress than other tall fescue mixtures
- High level of endophytes which offer a natural resistance to many surface feeding insects
- Proven brown patch resistance

Tradition - Fine Fescue Blend



Current Varieties:

Leeward Chewings Fescue,
Spartan II Hard Fescue,
Quatro Sheep Fescue,
Ruddy Creeping Red Fescue

Seeding Rate:

Broadcast - 4-6 lbs/
1,000 sq ft.

Tradition Fine Fescue Blend is the perfect turf for difficult-to-manage areas. Chewings, Hard, Sheep,

and Strong Creeping Red Fescues are blended for optimum performance under high turfgrass management or when planted as cover or buffer. This blend can be used in areas of full sun, partial shade, or heavy shade. Reduced mowing requirements as well as low water and fertilizer inputs means this blend provides an excellent low-maintenance turf option.

Features:

- Excellent for low to high maintenance
- Drought tolerant
- Disease resistant
- Improved wear tolerance

Benefits

- Reduced water and fertilizer inputs
- Adapted to sun or shade
- Reduced mowing
- Low-maintenance

Sports Turf Mix



What's Inside:

Rebounder Tall Fescue,
Blackwatch II Tall Fescue,
Grande III Tall Fescue,
Sideways Perennial
Ryegrass, Fielder Kentucky
Bluegrass, Mercury
Kentucky Bluegrass,
Arcadia Kentucky Bluegrass

Seeding Rate:

Broadcast- 7 lbs/1,000 sq ft.

This mixture combines our best turf type tall fescue, turf type perennial ryegrass, and Kentucky Bluegrass providing a dense, dark green turf suitable for activities and sports. These fast growing varieties will establish quickly and also repair themselves fast to maintain a lush playing surface. The Sports Turf mixture will require irrigation and fertilization to remain looking its best. The mixture can be planted in early through late spring and again in late summer through mid fall. Supplemental irrigation can extend seeding times and is recommended for germination and early establishment.

Planting Tip:
Starter fertilizer is recommended for any new seeding.

Stock's Pollinator Mixture



Stock Seed Farms has improved this irresistible mixture, now with 44 all native wildflowers! Providing diverse bloom colors and shapes from early spring all the way through late fall is key to quality pollinator habitat. Another component is to plant this mixture close to flowering trees and/or native grasses to provide additional blooms, nesting sites, and shelter. Our Prairie 7 or Prairie 3 Plus prairie grass mixtures work well for this purpose. Seed this mixture in mid spring. The annual wildflowers, and many perennials will bloom the first year with increased perennial blooms the second and third year.

This mix contains approximately 415,000 seeds/lb.

What's Inside: Blackeyed Susan*, Blanketflower, Blue Flax, Blue Vervain, Blue Wild Indigo, Butterfly Milkweed, Canada Milkvech, Claspig Coneflower*, Common Milkweed, Culvers Root, False Sunflower, Golden Alexander, Grayhead Coneflower, Hoary Vervain, Illinois Bundleflower, Indian Blanket*, Leadplant, Lemon Mint*, Mexican Red Hat, New England Aster, New Jersey Tea, Pale Purple Coneflower, Perennial Lupine, Plains Coreopsis*, Prairie Cinquefoil, Purple Coneflower, Purple Prairieclover, Rattlesnake Master, Rocky Mt. Bee Plant, Roundhead Lespedeza, Shell Leaf Beardtongue, Showy Milkweed, Showy Partridge Pea*, Showy Tick Trefoil, Sky Blue Aster, Smooth Blue Aster, Smooth Penstemon, Stiff Goldenrod, Sullivants Milkweed, Thickspike Gayfeather, Upright Coneflower, White Prairieclover, White Wild Indigo, Wild Bergamot

*Annuals

Height: 2-4 feet

Seeding Rate:

Broadcast - 1 oz/150 sq ft, 1 lb/3,500 sq. ft.

Drilled - 10 lbs/ac

Wildflower Mixtures

Stock's Wildflower Mixture



Most of the flowers in this mixture are native perennials. Because of their hardy nature, the array of color that will bloom from year to year will vary according to the weather. Under certain conditions, some will bloom prolifically while others remain dormant until their preferred climatic conditions return. This survivability is precisely what delights native plant enthusiasts. Stock's Wildflower Mixture contains 36 species adapted to a large area of the Great Plains and east to the Atlantic Coast.

Since the majority of the perennials are slow to germinate and may not bloom until the second or third year, we have included nine reseeding annual flowers in the mixture. These annuals will help provide a brilliant display of color the seeding year and will help compete against weeds while the perennials establish.

What's Inside: Blackeyed Susan*, Blanketflower, Blue Flax, California Poppy*, Canada Milkvech, Corn Poppy*, Cornflower*, Dwarf Red Coreopsis*, False Sunflower, Gloriosa Daisy, Gold Yarrow, Golden Alexander, Grayhead Coneflower, Indian Blanket*, Lance Leaf Coreopsis, Lemon Mint*, Mexican Red Hat, Missouri Primrose, New England Aster, Ohio Spiderwort, Perennial Lupine, Plains Coreopsis*, Purple Coneflower, Purple Prairieclover, Scarlet Flax*, Shasta Daisy, Showy Evening Primrose, Showy Milkweed, Showy Partridge Pea*, Sky Blue Aster, Smooth Blue Aster, Smooth Penstemon, Spiked Gayfeather, Thickspike Gayfeather, Upright Coneflower, Western Yarrow

*Annuals


Height: 2-4 feet

Seeding Rate:

Broadcast - 1 oz/150 sq ft, 1 lb/3,500 sq. ft.

Drilled - 10 lbs/ac

Husker Li'l Wildflower Mixture



This is a mixture of 19 perennial and 10 annual wildflowers to be used where shorter heights are required. It is perfect for gardens, parks, or along trails. The flowers range in height from just under one foot to just over two feet. Plant this mix in spring for best results or late fall in a dormant seeding.

The annuals need a full growing season to produce seed for the next year. The annuals will provide most of the color the first year with the perennials making their showing in following years.

What's Inside: Baby Blue Eyes*, Blackeyed Susan*, Blanketflower, Blue Flax, Butterfly Milkweed, California Poppy*, Canada Milkvech, Corn Poppy*, Cornflower*, Drummond Phlox*, Dwarf Blanketflower, Dwarf Red Coreopsis*, Golden Alexander, Indian Blanket, Lance Leaf Coreopsis, Mexican Red Hat, Painted Daisy*, Perennial Lupine, Purple Coneflower, Purple Prairieclover, Red Yarrow, Scarlet Flax*, Shasta Daisy, Shell Leaf Beardtongue, Showy Milkweed, Siberian Wallflower*, Spiked Gayfeather, Upright Coneflower, White Prairieclover

*Annuals

Height: 1-2 feet

Seeding Rate:

Broadcast - 1 oz/150 sq ft, 1 lb/3,500 sq. ft.

Drilled - 10 lbs/ac

Bit O' Prairie Native Mixture



This native wildflower mixture has been expanded to include a wide array of native plants for your enjoyment. Bit O' Prairie consists of 21 perennial and 4 annual species of the most common and easy to grow wildflowers.

The annuals will provide first year flowers, but most of the perennials will also bloom the first year. Colors in this mixture favor hues of purple, blue, red, yellow, and white. It should be seeded in early spring or late fall.

What's Inside: Blackeyed Susan*, Blanketflower, Blue Flax, Butterfly Milkweed, Canada Milkvech, Grayhead Coneflower, Hoary Vervain, Illinois Bundleflower, Lance-Leaf Coreopsis, Leadplant, Lemon Mint*, Mexican Red Hat, New England Aster, Pale Purple Coneflower, Perennial Lupine, Plains Coreopsis*, Purple Coneflower, Purple Prairieclover, Showy Milkweed, Showy Partridge Pea*, Stiff Goldenrod, Thickspike Gayfeather, Upright Coneflower, White Prairieclover, Wild Bergamot

* Annuals

Height: 2-4 feet

Seeding Rate:

Broadcast - 1 oz/150 sq ft, 1 lb/3,500 sq. ft.

Drilled - 10 lbs/ac

Red Weeder

This unique weed wiper puts herbicide directly on the weeds you want to kill. Control your weeds even on a windy day when you normally couldn't spray. The patented wicking system is trouble free and easy to use.

Benefits Include:

- Exact Herbicide Placement
- Easier than hoeing or hand-weeding
- No Spray Drift



Pioneer Wildflower Mixture



This mix contains wildflowers that will adapt to poor soils, low in fertility and organic matter, and in areas of low to moderate rainfall. The annuals along with a few of the perennials will give a vibrant first year show, with more perennials blooming the following years.

Sow in spring or late fall for best results. Keep soil moist during germination period (1-2 weeks) until plants have established a root system. Developing plants will require supplemental water if extra-dry conditions persist within a month after seedling emergence.

What's Inside: Blanketflower, Blue Flax, Perennial Lupine, Purple Prairieclover, Pale Purple Coneflower, White Prairieclover, Showy Partridge Pea*, Rocky Mountain Bee Plant*, Leadplant, Plains Sunflower*, Mexican Red Hat, Upright Coneflower, Claspig Coneflower*, Hoary Vervain, Missouri Primrose, Shell Leaf Beardtongue, Black Samson, Butterfly Milkweed, Blackeyed Susan, Lemon Mint*, Plains Coreopsis, Stiff Goldenrod, Western Yarrow, Dotted Gayfeather, Pitcher Sage, Aromatic Aster, Prairie Sage, Showy Milkweed, Fringed Sagewort

*Annuals

Height: 2-3 feet

Seeding Rate:

Broadcast - 1 oz/150 sq ft, 1 lb/3,500 sq. ft.

Drilled - 10 lbs/ac

Planting Tip:

Wildflowers should be planted ¼ inch deep into a clean, firm seedbed.

After broadcasting seed, lightly rake and pack the soil to ensure good seed-to-soil contact. A good rule of thumb is that your foot should not sink more than ½ inch into the soil.

Annual Wildflower Mixture



Landscapers and gardeners want first year growth and color. This mixture gives just that, while perennials and biennials establish. It can be used alone or in combination with slower starting wildflowers. In addition to the beautiful array of first year blooms, this mix is also used for a cover crop with perennial flowers, erosion control, temporary wildlife food plots, and as an attractant for butterflies. The flowers in this mix are adapted to a wide range of soil types. To achieve the best results, plant these seeds in late fall after frost or in early spring. Annuals need a full growing season to produce the seed necessary to reseed themselves.

The first blooms can be expected 8-10 weeks after germination in spring, and should continue into fall. Please note that some natural reseeding will occur, but an additional 2-4 lbs/ac each year is needed to ensure results similar to the first year.

Do not exceed 2 lbs/ac when using this as a cover crop for perennial wildflowers.

What's Inside: Baby Blue Eyes, Baby's Breath, California Poppy, Candy Tuft, Catchfly, Clarkia, Claspig Coneflower, Corn Poppy, Cornflower, Drummond Phlox, Dwarf Red Coreopsis, Evening Primrose, Indian Blanket, Painted Daisy, Partridgepea, Plains Coreopsis, Rocky Mountain Bee Plant, Scarlet Flax, Sensation Cosmos, Sulphur Cosmos

*All species in this mix are annuals

Height: 2-4 feet

Seeding Rate:

Broadcast - 1 oz/150 sq ft, 1 lb/3,500 sq. ft.

Drilled - 10 lbs/ac

No Deer Here Wildflower Mix



Are you tired of working hard to plant, water, weed, and care for your wildflowers only to have them nibbled off right before the beautiful payoff?

No Deer Here Wildflower Mix contains a specific blend of wildflowers that deer tend to pass up while munching along.

The mix contains 6 perennial wildflowers and 11 annual wildflowers. Many of the annuals will reseed themselves for enjoyment in following seasons, but re-seeding occasionally will help keep all the colors on display.

What's Inside: Arroyo Lupine, Blanketflower, Blue Pimpernell, Blue Sage, California Poppy, Dwarf Lupine, Foxglove, Gloriosa Daisy, Lance Leaf Coreopsis, Perennial Lupine, Plains Coreopsis, Scarlet Sage, Shirley Poppy, Sweet Alyssum-Tall White, White Yarrow, Yellow Lupine, Zinnia-CA Giants Mix

Height: 1-2 feet

Seeding Rate:

Broadcast - 2 oz/150 sq ft, 1 lb/2,500 sq. ft.

Drilled - 15 lbs/ac

Roadside Mixture



This mixture will naturalize many areas where a low growing combination of grasses and wildflowers is desired. Warm- and cool-season grasses are combined with annual and perennial wildflowers to form beautiful borders along driveways, roads, recreation areas, and building sites.

10% MORE WILDFLOWERS!


What's Inside: Blue Grama, Buffalograss, Hard Fescue, Sheep Fescue, Sideoats Grama, Husker Li'l Wildflower Mixture (page 24)

Height: 1-2 feet

Seeding Rate:

Broadcast - 1-2 lbs/1,000 sq. ft.

Drilled - 30 lbs/ac



Shadow Wildflower Mix

Just as you need the sunlight to create a shadow, the plants in this mixture require at least four hours of direct sunlight in combination with filtered sun to flourish.

Less sunlight will shorten height and bloom period. Fertilization and watering during dry periods will help plants tolerate shady conditions.

What's Inside: Baby's Breath*, Blackeyed Susan*, Blue Flax, Catchfly*, Cornflower*, Dames Rocket*, Illinois Bundleflower, Lance Leaf Coreopsis, Mexican Red Hat, New England Aster, Nodding Onion, Ohio Spiderwort, Purple Coneflower, Scarlet Flax*, Shasta Daisy, Showy Goldenrod, Showy Tick Trefoil, Smooth Penstemon, Western Yarrow, Wild Bergamot

Height: 2-4 feet

Seeding Rate:

Broadcast - 1 oz/150 sq. ft. or 1 lb/3,500 sq. ft.

Drilled -10 lbs/ac

*Annuals

Habitat Mixture



This wildflower and legume mixture serves many purposes along with its natural beauty. It will attract butterflies and other insects for wildlife food while providing nesting cover for birds. Its fast growth will stabilize soil on roadside ditches, dams, waterways, and side hills.

The Habitat Mixture has been developed from many years of experience working with wildlife habitat, conservation projects, and roadside developments. A mixture that can solve many problems, it consists of 36 native and introduced wildflowers (50% by weight) along with 4 introduced legumes that exhibit success on critical sites.

We recommend seeding a full rate of Habitat Mixture with either the Prairie 3 or Prairie 7 Grass Mixture at a full rate as well. Always use a minimum of ½ rate of each for grasses and flowers seeded together.

What's Inside: Birdsfoot Trefoil, Crimson Clover**, Hairy Vetch**, Red Clover, Stock's Wildflower Mixture (page 23)
**Winter Annuals

Height: 1-4 feet

Seeding Rate:

Broadcast - 1 lb/3,500 sq. ft.
Drilled - 10 lbs/ac



Happy Hummingbird Mix



There is a well-known symbiotic relationship between hummingbirds and wildflowers. The wildflowers provide nectar to fuel the bird. The birds, in turn, carry pollen from plant to plant, fertilizing as they go. Our Happy Hummingbird Wildflower Mix is made up of 22 species designed to attract and provide nectar for Hummingbirds for the entire growing season. The wildflowers selected for this mix are colorful and showy as to attract the hummingbirds, as well as, other welcome pollinators. This mixture is made up of 11 annuals and 11 perennials to allow a burst of color the first year and a longlasting spectacle of beauty for years to come. Seed this mixture in mid spring. The annual wildflowers, and many perennials will bloom the first year with increased blooms the second and third year as perennials establish themselves.

What's Inside: Annual Lupine, Butterfly Milkweed, Calendula, Candytuft, Clarkia, Cornflower, Red Drummond Phlox, Evening Primrose, Flowering Tobacco Plant, Forget-Me-Not, Four O'Clock, Maltese Cross, Missouri Primrose, Nasturtium, Perennial Lupine Rocket Larkspur, Rocky Mountain Penstemon, Russell Lupine Mix, Scarlet Sage, Spiked Gayfeather, Sweet William, Zinnia

Height: 18-36 inches

Seeding Rate:

Broadcast - 1 oz/150 sq ft, 1 lb/3,500 sq. ft.
Drilled - 10 lbs/ac

Native Wildflowers



Blackeyed Susan

Rudbeckia hirta

Life Span: Perennial

Height: 1-2 ft

Color: Yellow

Seeds/lb: 1,450,000

Blooming Period: May-September

Seeding Rate: 1 oz/1,250 sq ft



Anise Hyssop

Agastache foeniculum

Life Span: Perennial

Height: 2-4 ft.

Color: Purple

Seeds/lb: 1,400,000

Blooming Period:

June-September

Seeding Rate:

1 oz/1,200 sq ft.



Ashy Sunflower

Helianthus mollis

Life Span: Perennial

Height: 1-3 ft.

Color: Yellow

Seeds/lb: 140,000

Blooming Period:

August-September

Seeding Rate:

4 oz/1,000 sq ft.



Blanketflower

Gaillardia aristata

Life Span: Perennial

Height: 18-24 in.

Color: Red/Yellow

Seeds/lb: 156,500

Blooming Period:

June-September

Seeding Rate:

4 oz/1,000 sq ft.



Blue Vervain

Verbena hastata

Life Span: Perennial

Height: 2-6 ft.

Color: Blue/Purple

Seeds/lb: 1,400,000

Blooming Period:

July-September

Seeding Rate:

1 oz/ 1,000 sq ft.



Butterfly Milkweed

Asclepias tuberosa

Life Span: Perennial

Height: 1-2 ft.

Color: Orange

Seeds/lb: 67,000

Blooming Period:

June-September

Seeding Rate:

10 oz/1,000 sq ft.



Canada Milkvetch

Astragalus canadensis

Life Span: Perennial

Height: 1-3 ft.

Color: Yellow/Cream


Seeds/lb: 275,000

Blooming Period:

June-August

Seeding Rate:

5 oz/1,000 sq ft.



Clasping Coneflower
Rudbeckia amplexicaulis

Life Span: Annual
Height: 2 ft.
Color: Yellow
Seeds/lb: 922,000
Blooming Period:
July-August

Seeding Rate:
1 oz/1,000 sq ft.



Common Milkweed
Asclepias syriaca

Life Span: Perennial
Height: 3-4 ft.
Color: Pink.
Seeds/lb: 70,000
Blooming Period:
May-August

Seeding Rate:
3 oz/1,000 sq ft.



Compass Plant
Silphium laciniatum

Life Span: Perennial
Height: 3-10ft.
Color: Yellow
Seeds/lb: 21,200
Blooming Period:
June-August

Seeding Rate:
1 oz/1,000 sq ft.



Dwarf Red Coreopsis
Coreopsis tinctoria, red

Life Span: Annual
Height: 1-2ft.
Color: Red
Seeds/lb: 1,400,000
Blooming Period:
March-August

Seeding Rate:
1 oz/1,000 sq ft.



False Sunflower
Heliopsis helianthoides

Life Span: Perennial
Height: 3-4 ft.
Color: Yellow
Seeds/lb: 60,000
Blooming Period:
July-September

Seeding Rate:
8 oz/1,000 sq ft.



Gold Yarrow
Achillea filipendulina

Life Span: Perennial
Height: 3-4ft.
Color: Yellow
Seeds/lb: 2,800,000
Blooming Period:
June-September

Seeding Rate:
1 oz/2,500 sq ft.



Golden Alexander
Zizia aurea

Life Span: Perennial
Height: 1-2 ft.
Color: Yellow
Seeds/lb: 192,000
Blooming Period:
April-June

Seeding Rate:
3 oz/1,000 sq ft.



Grayhead Coneflower
Ratibida pinnata

Life Span: Perennial
Height: 2-4 ft.
Color: Yellow
Seeds/lb: 625,000
Blooming Period:
June-August

Seeding Rate:
1 oz/1,000 sq ft.



Illinois Bundleflower

Desmanthus illinoensis

Life Span: Perennial
Height: 2-4 ft.
Color: Yellow/White
Seeds/lb: 60,000
Blooming Period:
August-September

Seeding Rate:
8 oz/1,000 sq ft.



Indian Blanket

Gaillardia pulchella

Life Span: Annual
Height: 1-2 ft.
Color: Yellow/Red
Seeds/lb: 153,000
Blooming Period:
May-September

Seeding Rate:
4 oz/1,000 sq ft.



Ironweed

Vernonia fasciculata

Life Span: Perennial
Height: 4-6 ft.
Color: Purple/Pink
Seeds/lb: 384,000
Blooming Period:
June-August

Seeding Rate:
1 oz/1,200 sq ft.



Joe Pye Weed

Eupatorium maculatum

Life Span: Perennial
Height: 4-6 ft.
Color: Pink/Purple
Seeds/lb: 1,520,000
Blooming Period:
June-August

Seeding Rate:
1 oz/1,600 sq ft.



Lance Leaf Coreopsis

Coreopsis lanceolata

Life Span: Perennial
Height: 1-2ft.
Color: Yellow
Seeds/lb: 210,000
Blooming Period:
May-August

Seeding Rate:
4 oz/1,000 sq ft.



Leadplant

Amorpha canescens

Life Span: Perennial
Height: 2-3 ft.
Color: Purple
Seeds/lb: 123,000
Blooming Period:
June-August

Seeding Rate:
4 oz/1,000 sq ft.



Lemon Mint

Monarda citriodora

Life Span: Annual
Height: 1-3 ft.
Color: Purple
Seeds/lb: 819,000
Blooming Period:
May-August

Seeding Rate:
2 oz/1,000 sq ft.



Maximillian Sunflower

Helianthus maximiliani

Life Span: Perennial
Height: 4-6 ft.
Color: Yellow
Seeds/lb: 150,000
Blooming Period:
July-October

Seeding Rate:
5 oz/1,000 sq ft.



Mexican Red Hat
Ratibida columnifera, red

Life Span: Perennial
Height: 1-3 ft.
Color: Red/Yellow
Seeds/lb: 737,000
Blooming Period:
June-August

Seeding Rate:
1 oz/1,250 sq ft.



Missouri Primrose
Oenothera missouriensis

Life Span: Perennial
Height: 8-10 in.
Color: Yellow
Seeds/lb: 80,000
Blooming Period:
May-September

Seeding Rate:
2 oz/1,000 sq ft.



Mountain Mint
Pycnanthemum virginianum

Life Span: Perennial
Height: 2-4 ft.
Color: White
Seeds/lb: 3,520,000
Blooming Period:
June-October

Seeding Rate:
1 oz/1,250 sq ft.



New England Aster
Aster novae angliae

Life Span: Perennial
Height: 2-4 ft.
Color: Purple
Seeds/lb: 1,300,000
Blooming Period:
June-October

Seeding Rate:
1 oz/1,250 sq ft.



Obedient Plant
Physostegia virginiana

Life Span: Perennial
Height: 2-4 ft.
Color: Pink
Seeds/lb: 176,000
Blooming Period:
July-September

Seeding Rate:
4 oz/1,000 sq ft.



Ohio Spiderwort
Tradescantia ohiensis

Life Span: Perennial
Height: 2-3 ft.
Color: Purple
Seeds/lb: 160,000
Blooming Period:
May-July

Seeding Rate:
1 oz/1,000 sq ft.



Pale Purple Coneflower
Echinacea pallida

Life Span: Perennial
Height: 2-3 ft.
Color: Pink/Purple
Seeds/lb: 115,500
Blooming Period:
June-August

Seeding Rate:
5 oz/1,000 sq ft.



Perennial Lupine
Lupinus perennis

Life Span: Perennial
Height: 1-2 ft.
Color: Blue/Purple
Seeds/lb: 22,700
Blooming Period:
April-August

Seeding Rate:
8 oz/1,250 sq ft.



Pitcher Sage
Salvia azurea

Life Span: Perennial
Height: 2-4 ft.
Color: Blue/Purple
Seeds/lb: 149,000
Blooming Period:
July-September

Seeding Rate:
5 oz/1,000 sq ft.



Plains Coreopsis
Coreopsis tinctoria

Life Span: Annual
Height: 1-2 ft.
Color: Yellow/Red
Seeds/lb: 1,650,000
Blooming Period:
June-August

Seeding Rate:
1 oz/1,250 sq ft.



Prairie Wild Rose
Rosa arkansana

Life Span: Perennial
Height: 1-3 ft.
Color: Pink
Seeds/lb: 32,000
Blooming Period:
June-July

Seeding Rate:
6 oz/1,000 sq ft.



Purple Coneflower
Echinacea purpurea

Life Span: Perennial
Height: 2-3 ft.
Color: Pink/Purple
Seeds/lb: 115,500
Blooming Period:
June-September

Seeding Rate:
5 oz/1,000 sq ft.



Purple Prairieclover
Dalea purpurea

Life Span: Perennial
Height: 1-3 ft.
Color: Purple
Seeds/lb: 290,000
Blooming Period:
June-July

Seeding Rate:
4 oz/1,250 sq ft.



Rattlesnake Master
Eryngium yuccifolium

Life Span: Perennial
Height: 3-5 ft.
Color: White/Blue
Seeds/lb: 120,000
Blooming Period:
June-August

Seeding Rate:
5 oz/1,000 sq ft.



**Rocky Mountain
Bee Plant**
Cleome serrulata

Life Span: Annual
Height: 2-4 ft.
Color: Pink/Purple
Seeds/lb: 64,000
Blooming Period:
June-August

Seeding Rate:
8 oz/1,000 sq ft.



Roundhead Lespedeza
Lespedeza capitata

Life Span: Perennial
Height: 2-4 ft.
Color: White/Purple
Seeds/lb: 128,000
Blooming Period:
May-August

Seeding Rate:
4 oz/1,000 sq ft.



Rosinweed
Silphium integrifolium

Life Span: Perennial
Height: 2-4 ft.
Color: Yellow
Seeds/lb: 30,400
Blooming Period:
June-October

Seeding Rate:
8 oz/1,000 sq ft.



Shell Leaf Beardtongue
Penstemon grandiflorus

Life Span: Perennial
Height: 2-3 ft.
Color: Purple
Seeds/lb: 273,000
Blooming Period:
May-June

Seeding Rate:
5 oz/1,000 sq ft.



Showy Milkweed
Asclepias speciosa

Life Span: Perennial
Height: 2-4 ft.
Color: Pink
Seeds/lb: 85,000
Blooming Period:
May-August

Seeding Rate:
3 oz/1,000 sq ft.



Showy Partridgepea
Cassia chamaecrista

Life Span: Annual
Height: 6 in. - 2 ft.
Color: Yellow
Seeds/lb: 50,000
Blooming Period:
July-September

Seeding Rate:
8 oz/1,000 sq ft.



Sky Blue Aster
Aster azureus

Life Span: Perennial
Height: 2-3 ft.
Color: Purple
Seeds/lb: 1,280,000
Blooming Period:
June-August

Seeding Rate:
1 oz/1,000 sq ft.



Smooth Blue Aster
Aster laevis

Life Span: Perennial
Height: 3-4 ft.
Color: Purple
Seeds/lb: 880,000
Blooming Period:
July-September

Seeding Rate:
1 oz/1,500 sq ft.



Smooth Penstemon
Penstemon digitalis

Life Span: Perennial
Height: 2-4 ft.
Color: White
Seeds/lb: 400,000
Blooming Period:
May-June

Seeding Rate:
1 oz/1250 sq ft.



Sneezeweed
Helenium autumnale

Life Span: Perennial
Height: 2-5 ft.
Color: Yellow
Seeds/lb: 2,080,000
Blooming Period:
May-August

Seeding Rate:
1 oz/1,000 sq ft.



Spiked Gayfeather
Liatris spicata

Life Span: Perennial
Height: 2-3 ft.
Color: Purple/Pink
Seeds/lb: 136,000
Blooming Period:
July-September

Seeding Rate:
5 oz/1,000 sq ft.



Swamp Milkweed
Asclepias incarnata

Life Span: Perennial
Height: 2-4 ft.
Color: Pink
Seeds/lb: 72,000
Blooming Period:
July-August

Seeding Rate:
6 oz/1,000 sq ft.



Thickspike Gayfeather
Liatris pycnostachya

Life Span: Perennial
Height: 2-4 ft.
Color: Purple/Pink
Seeds/lb: 136,000
Blooming Period:
July-September


Seeding Rate:
5 oz/1,000 sq ft.



Western Yarrow
Achillea millefolium var. occidentalis

Life Span: Perennial
Height: 1-2 ft.
Color: White
Seeds/lb: 2,800,000
Blooming Period:
July-September

Seeding Rate:
1 oz/2,500 sq ft.



White Prairieclover
Dalea candida

Life Span: Perennial
Height: 1-3 ft.
Color: White
Seeds/lb: 384,000
Blooming Period:
June-July

Seeding Rate:
3 oz/1,000 sq ft.



Whorled Milkweed
Asclepias verticillata

Life Span: Perennial
Height: 18-30 in.
Color: White
Seeds/lb: 176,000
Blooming Period:
June-September

Seeding Rate:
2 gm/1,000 sq ft.



Wild Bergamot
Monarda fistulosa

Life Span: Perennial
Height: 2-5 ft.
Color: Purple
Seeds/lb: 1,200,000
Blooming Period:
June-August

Seeding Rate:
1 oz/1,400 sq ft.



Wild Senna
Senna hebecarpa

Life Span: Perennial
Height: 2-5 ft.
Color: Yellow
Seeds/lb: 22,400
Blooming Period:
July-August

Seeding Rate:
6 oz/1,000 sq ft.

Top Hand Cover Crop Mix



This diverse cover crop mix is designed to be multi-purpose and provide season-long cover that is both durable and well-suited for grazing.

This mix should be planted at least 6-8 weeks before the first frost and is best if planted in mid-late summer.

All species in this mix will winter-kill

Oats are excellent scavengers of nutrients. Buckwheat and Flax have been shown to assist in the mobilization of Phosphorus in the soil making it more plant-available.

What's Inside: 20% Sorghum Sudangrass, 15% Peredovik Sunflower, 10% Oats, 10% Common Vetch, 10% German Millet, 10% Rapeseed, 10% Turnips, 5% Crimson Clover, 5% Flax, 5% Winfred Brassica

Seeding Rate:

Drilled - 20 lbs/ac

Broadcast: 25 lbs/ac

Xtra Graze Cover Crop Mix



This high-yielding cover crop mixture is designed to provide exceptional forage quality for grazing livestock during the summer through the late season. Xtra Graze cover crop mix is designed to have strong heat and drought tolerance. This mixture's high palatability will help to increase dry matter intake and performance as a feed source.

This mix is best if planted 6-8 weeks before the frost date, from early to late summer.

What's Inside: 25% Millet, 25% Turnips, 20% BMR Sorghum Sudangrass, 20% Winfred Brassica, 10% Graza Radish

Seeding Rate:

Drilled - 15 lbs/ac

Broadcast - 18 lbs/ac

Cover Crop Mixtures

Equalizer Cover Crop Mix



This warm-season cover crop mixture is a multi-purpose blend designed to help you accomplish a wide variety of goals. The species included have been found to help maximize soil health by working to reduce compaction and scavenge nutrients. This cover crop mix can also double as a feed source for grazing livestock.

This mix should be planted at least 6-8 weeks before the first frost and is best if planted in mid-late summer.

What's Inside: 30% Turnips, 20% Common Vetch, 20% Cover Crop Radish, 20% Sorghum Sudangrass, 10% Flax

Seeding Rate:

Drilled - 12 lbs/ac

Broadcast - 15 lbs/ac

Finish Line Cover Crop Mix



This cool-season cover crop mixture is a multi-purpose blend, similar to the equalizer mix, designed to help you accomplish a wide variety of goals.

The species included in this mix have been found to help maximize soil health by working to reduce compaction and scavenge nutrients. This cover crop mix can also double as an excellent late-season feed source for grazing livestock. This mix is best if planted in late summer to mid-fall.

What's Inside: 25% Purple Top Turnips, 25% Common Vetch, 20% Cover Crop Radish, 15% Flax, 15% Oats

Seeding Rate:

Drilled - 20 lbs/ac

Broadcast - 25 lbs/ac

Season Finale



The Season Finale cover crop mix has been specifically designed for gardens to scavenge nutrients, suppress weeds, and reduce soil compaction in your garden. As fall approaches and gardening season comes to a close, using cover crops to improve soil quality is an excellent way to prepare your for the next growing season!

All items in this mix will winter terminate.

This product is sold in a 2.0 lb package with pricing that includes delivery!

What's Inside: Oats, Buckwheat, Flax, Radish, Purple-Top Turnips, Rapeseed

Seeding Rate:

Broadcast - 2 lbs/1,000 sq ft.

Spring Rebound



Building off the Season Finale cover crop mix, we also have Spring Rebound! This cover crop mix includes the same species found in the Season Finale, along with 3 additional species that will come back in spring: Rye Grain, Hairy Vetch, and Crimson Clover. This cover crop mix suppresses weeds, scavenges nutrients, fixes nitrogen into the soil, and helps reduce soil compaction. As fall approaches and gardening season comes to a close, using cover crops to improve soil quality is an excellent way to prepare your garden for the next growing season!

The over wintering species in the mix will require termination in spring, prior to garden seed planting.

This product is sold in a 2.0 lb package that includes delivery!


What's Inside: Oats, Rye Grain, Buckwheat, Flax, Radish, Purple-Top Turnips, Rapeseed, Hairy Vetch, Crimson Clover

Seeding Rate:

Broadcast - 2 lbs/1,000 sq ft.

Wildlife Mixtures

Upland Gamebird Mixture



This mixture will provide food and cover for upland game birds. Food plots are most successful when placed near heavy cover and a water source. We suggest seeding this mix annually in spring next to a perennial native grass stand. Our Prairie 7 or Prairie 3 Plus mixtures are well-suited to this purpose. Pheasants and Quail will find it irresistible along with other birds and wildlife.

What's Inside: Annual Sunflower, Buckwheat, Foxtail Millet, Oats, WGF Milo, White Proso Millet

Seeding Rate:

Drilled - 20 lbs/ac | Broadcast - 30 lbs/ac

Forage Base Deer & Turkey



A good forage base is one key component necessary to attract and hold deer. This mixture of high protein forages will provide grazing into summer months when it's needed for weight gain & antler growth while also providing forage & brood cover for wild turkeys.

Plant in spring or late summer near a grain base or water source for best results. This mixture is best suited for well-drained soils and can also provide good erosion control.

What's Inside: Ladino Clover, Medium Red Clover, Crimson Clover, Annual Ryegrass, Alfalfa, Timothy, Alsike Clover, Forage Chicory, Orchardgrass.

Seeding Rate:

Drilled - 20 lbs/ac

Broadcast - 1 lb/1,500 sq ft. or 25-30 lbs/ac

Water's Edge Mixture



This combination of grasses and forbs is designed to hold soil along the fluctuating shorelines of lakes, ponds, streams, or lagoons. It consists of 28 species that will provide soil stabilization and habitat not only in the water, but on the banks leading down to it as well.

These plants will filter runoff flowing into the body of water while providing food and cover for wildlife and waterfowl.

What's Inside: Blue Flag Iris, Bluejoint Reedgrass, Blue Vervain, Bristley Sedge, Canada Anemone, Cardinal Flower, Common Arrowhead, Dark Green Bulrush, Fox Sedge, Frank's Sedge, Giant Bur Reed, Great Blue Lobelia, Hardstem Blurush, Hop Sedge, Joe Pye Weed, Monkey Flower, New England Aster, Prairie Cordgrass, Rice Cutgrass, Riverbank Wildrye, Softstem Bulrush, Soft Rush, Swamp Milkweed, Sweet Flag, Tussock Sedge, Virginia Wildrye, Water Plantain, Woolgrass

Height: 2-5 feet

Seeding Rate:

Drilled - 15 lbs/ac

Broadcast - 1 lb/1,000 sq ft

Wetland Mixtures

Floodplain Mixture



This blend of deep rooted grasses is used to re-establish damaged floodplains. The mixture can also withstand seasonal flooding with grasses that have different levels of tolerance to standing water.

The grasses in this mix have varying degrees of tolerance to inundation (standing water). Temperature, soil type, water depth, and age of stand all influence how long grasses can survive in standing water. Plants are typically more tolerant in spring than in summer.

We recommend this mix be planted along fluctuating shorelines, on dams, or for lowland pasture. Seeding should be done in spring or fall, after frost; use increased rates when wet conditions dictate broadcast seeding.

What's Inside: Big Bluestem, Canada Wildrye, Eastern Gamagrass, Fox Sedge, Indiangrass, Switchgrass, Virginia Wildrye, Western Wheatgrass

Height: 3-6 feet

Seeding Rate:

Drilled - 12-15 lbs/ac

Broadcast - 18-20 lbs/ac

More Wetland Species

Please call for pricing and availability of other wetland species

Product	Botanical Name	Life Span	Seeds/lb
American Sloughgrass	<i>Beckmannia syzigachne</i>	Annual	880,000/lb
Bluejoint Reedgrass	<i>Calamagrostis canadensis</i>	Perennial	4,480,000/lb
Boneset	<i>Eupatorium perfoliatum</i>	Perennial	2,560,000/lb
Cardinal Flower	<i>Lobelia cardinalis</i>	Perennial	6,400,000/lb
Cup Plant	<i>Silphium perfoliatum</i>	Perennial	22,400/lb
Common Rush	<i>Juncus effusus</i>	Perennial	1,600,000/lb
Dark Green Bulrush	<i>Scirpus atrovirens</i>	Perennial	7,360,000/lb
Fox Sedge	<i>Carex vulpinoidea</i>	Perennial	1,600,000/lb
Great Blue Lobelia	<i>Lobelia siphilitica</i>	Perennial	8,000,000/lb
Mountain Mint	<i>Pycnanthemum virginianum</i>	Perennial	3,520,000/lb
Obediant Plant	<i>Physostegia virginiana</i>	Perennial	176,000/lb
Plains Oval Sedge	<i>Carex brevior</i>	Perennial	464,000/lb
Rice Cutgrass	<i>Leersia oryzoides</i>	Perennial	544,000/lb

Other Products

Product	Botanical Name	Life Span	Seeds/lb	Seeding Rate
Cool Season Grasses				
Chewings Fescue	<i>Festuca rubra commutata</i>	Perennial	615,000/lb	5 lbs/1,000 sq ft
Creeping Red Fescue	<i>Festuca rubra</i>	Perennial	615,000/lb	5 lbs/1,000 sq ft
Hard Fescue	<i>Festuca longifolia</i>	Perennial	550,000/lb	5 lbs/1,000 sq ft
Sheep Fescue	<i>Festuca ovina</i>	Perennial	680,000/lb	20-25 lbs/acre
Turf-Type Perennial Ryegrass	<i>Lolium perenne</i>	Perennial	240,000/lb	8 lbs/1,000 sq ft
World Cup Kentucky Bluegrass	<i>Poa pratensis</i>	Perennial	2,200,000/lb	3 lbs/1,000 sq ft
Cool Season Pasture Grasses				
Creeping Foxtail	<i>Alopecurus arundinaceus</i>	Perennial	786,000/lb	8 lbs/acre
Intermediate Wheatgrass	<i>Thinopyrum intermedium</i>	Perennial	95,000/lb	15 lbs/acre
Kentucky Bluegrass	<i>Poa pratensis</i>	Perennial	2,200,000/lb	20 lbs/acre
Meadow Bromegrass	<i>Bromus riparus</i>	Perennial	93,000/lb	15 lbs/acre
Orchardgrass	<i>Dactylis glomerata</i>	Perennial	650,000/lb	10 lbs/acre
Perennial Ryegrass (common)	<i>Lolium perenne</i>	Perennial	240,000/lb	20 lbs/acre
Pubescent Wheatgrass	<i>Thinopyrum intermedium</i>	Perennial	95,000/lb	15 lbs/acre
Red Top	<i>Agrostis gigantea</i>	Perennial	5,000,000/lb	4 lbs/acre
Reed Canarygrass	<i>Phalaris arundinacea L.</i>	Perennial	480,000/lb	8 lbs/acre
Smooth Bromegrass	<i>Bromus inermis</i>	Perennial	135,000/lb	15 lbs/acre
Tall Fescue	<i>Festuca arundinacea</i>	Perennial	230,000/lb	20 lbs/acre
Timothy	<i>Phleum pratense</i>	Perennial	1,200,000/lb	12 lbs/acre
Legumes				
Alfalfa	<i>Medicago sativa</i>	Perennial	227,000/lb	20 lbs/acre
Alsike Clover	<i>Trifolium hybridum</i>	Perennial	680,000/lb	6 lbs/acre
Birdsfoot Trefoil	<i>Lotus corniculatus</i>	Perennial	375,000/lb	6 lbs/acre
Crimson Clover	<i>Trifolium incarnatum</i>	Annual	140,000/lb	20 lbs/acre
Crown Vetch	<i>Coronilla varia</i>	Perennial	110,000/lb	20 lbs/acre
Hairy Vetch	<i>Vicia villosa</i>	Winter Annual	20,000/lb	25 lbs/acre
Ladino Clover	<i>Trifolium repens</i>	Perennial	768,000/lb	12 lbs/acre
Mammoth Red Clover	<i>Trifolium pratense</i>	Perennial	275,000/lb	12 lbs/acre
Medium Red Clover	<i>Trifolium pratense</i>	Perennial	275,000/lb	12 lbs/acre
White Blossom Sweet Clover	<i>Melilotus alba</i>	Perennial	260,000/lb	5 lbs/acre
White Dutch Clover	<i>Trifolium repens</i>	Perennial	800,000/lb	5 lbs/acre
White Blossom Sweet Clover	<i>Melilotus officinalis</i>	Perennial	175,000/lb	5 lbs/acre

For more information on pricing and availability visit: www.stockseed.com/Shop

Product	Botanical Name	Life Span	Seeds/lb	Seeding Rate
Cover Crops				
Annual Ryegrass	<i>Lolium multiflorum</i>	Annual	224,000/lb	20 lbs/acre
Annual Sunflower (Peredovik)	<i>Helianthus annuus</i>	Annual	8,000/lb	10 lbs/acre
Buckwheat	<i>Polygonum fagopyrum</i>	Annual	18,000/lb	50 lbs/acre
Rye Grain	<i>Secale cereale</i>	Annual	18,000/lb	100 lbs/acre
Flax	<i>Linum usitatissimum</i>	Annual	80,000/lb	20 lbs/acre
Oats	<i>Avena sativa</i>	Annual	15,000/lb	80 lbs/acre
Purple Top Turnip	<i>Brassica rapa</i>	Annual	170,000/lb	5 lbs/acre
Radish	<i>Raphanus</i>	Annual	25,000/lb	8 lbs/acre
Forage Peas	<i>Pisum sativum</i>	Annual	3,200/lb	70 lbs/acre
Winter Pea	<i>Pisum sativum</i>	Annual	4,000/lb	70 lbs/acre
Winter Wheat	<i>Triticum spp.</i>	Annual	11,000/lb	120 lbs/acre

Naturalized Wildflowers

Product	Botanical Name	Life Span	Seeds/lb	Seeding Rate
Baby Blue Eyes	<i>Nemophila menziesii</i>	Annual	260,000/lb	4 oz/1,000 sq ft
Baby's Breath	<i>Gypsophila elegans</i>	Annual	174,000/lb	3 oz/1,200 sq ft
Blue Flax	<i>Linum perenne</i>	Perennial	293,000/lb	3 oz/1,000 sq ft
California Poppy	<i>Eschscholzia californica</i>	Perennial	250,000/lb	4 oz/1,000 sq ft
Candy Tuft	<i>Iberis umbellata</i>	Annual	195,000/lb	3 oz/1,200 sq ft
Catchfly	<i>Silene armeria</i>	Annual	4,500,000/lb	1 oz/2,500 sq ft
Chicory	<i>Chicorium intybus</i>	Perennial	426,000/lb	2 oz/1,000 sq ft
Cornflower	<i>Centaurea cyanus</i>	Annual	96,000	2 oz/1,250 sq ft
Corn Poppy (Shirley Mix)	<i>Papaver rhoeas</i>	Annual	3,100,000/lb	1 oz/1,400 sq ft
Drummond Phlox	<i>Phlox drummondii</i>	Annual	250,000/lb	4 oz/1,000 sq ft
Evening Primrose	<i>Oenothera lamarckiana</i>	Perennial	865,000/lb	1 oz/600 sq ft
Gloriosa Daisy	<i>Rudebeckia hirta, gloriosa</i>	Perennial	1,450,000/lb	1 oz/1,250 sq ft
Painted Dasy	<i>Chrysanthemum carniatum</i>	Annual	189,000/lb	3 oz/1,000 sq ft
Scarlet Flax	<i>Linum grandiflorum rubrum</i>	Annual	122,000/lb	6 oz/1,000 sq ft
Sensation Cosmos	<i>Cosmos bipinnatus</i>	Annual	89,000/lb	5 oz/1,100 sq ft
Shasta Daisy	<i>Chrysanthemum maximum</i>	Perennial	436,000/lb	2 oz/1,000 sq ft
Siberian Wallflower	<i>Cheiranthus allionii</i>	Biennial	345,000/lb	3 oz/1,000 sq ft
Sulphur Cosmos	<i>Cosmos sulphureus</i>	Annual	63,000/lb	3 oz/1,000 sq ft

For more information on pricing and availability visit: www.stockseed.com/Shop



28008 Mill Road
Murdock, NE 68407

1-800-759-1520 | 402-867-3771
www.stockseed.com

